


# DRI - Direct Remote Identification

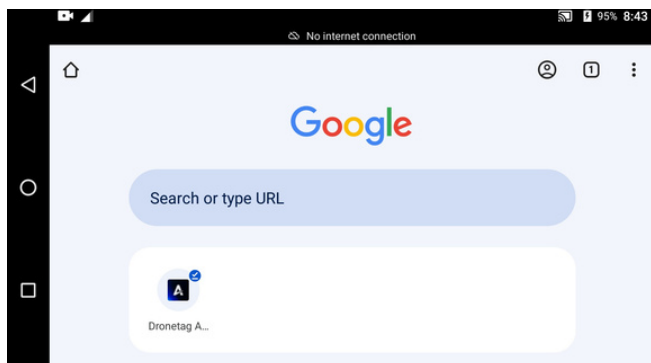
To fly the HIGHDRA in compliance with C3 regulations, the HIGHRA is equipped with a remote identification (DRI). For this to function properly, you must configure your operator number in the system.

1. Turn on the drone and Herelink and navigate to the main menu

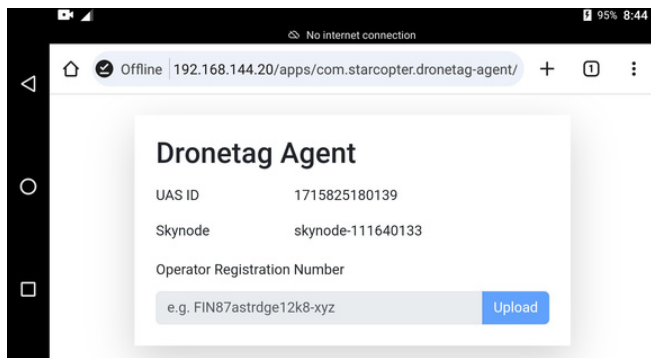


2. Open Google Chrome and use the bookmark. Alternatively:

1. <http://192.168.144.20/apps/com.starcopter.dronetag-agent/>



3. Enter your Operator Registration Number (OPRN) and click Upload



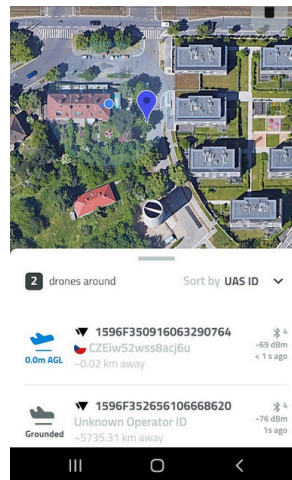
Your OPRN is now configured and stored in the system. To ensure it's working correctly, you can easily test this function.

## 1. Test procedure


1. Download any drone scanner app, such as Drone Scanner by Dronetag



2. If your drone is turned on, it will appear on the map. Click on the drone.



3. Check that your OPRN is displayed correctly



This means DRI is correctly configured for you. When you return the drone to us, you can easily reset your OPRN at the address you provided in step 2.

